



I-35 Mainlane Closure Slaughter Creek Overpass Bridge Demolition

Friday, June 24 &
Saturday, June 25
11 p.m. to 10 a.m.

ALL SOUTHBOUND
TRAFFIC MUST TAKE
EXIT (226) SLAUGHTER
CREEK OVERPASS

ENTRANCE FROM
SLAUGHTER LANE
CLOSED

EXIT (227) TO
SLAUGHTER
LANE CLOSED

EXIT (225) TO
ONION CREEK
PKWY CLOSED

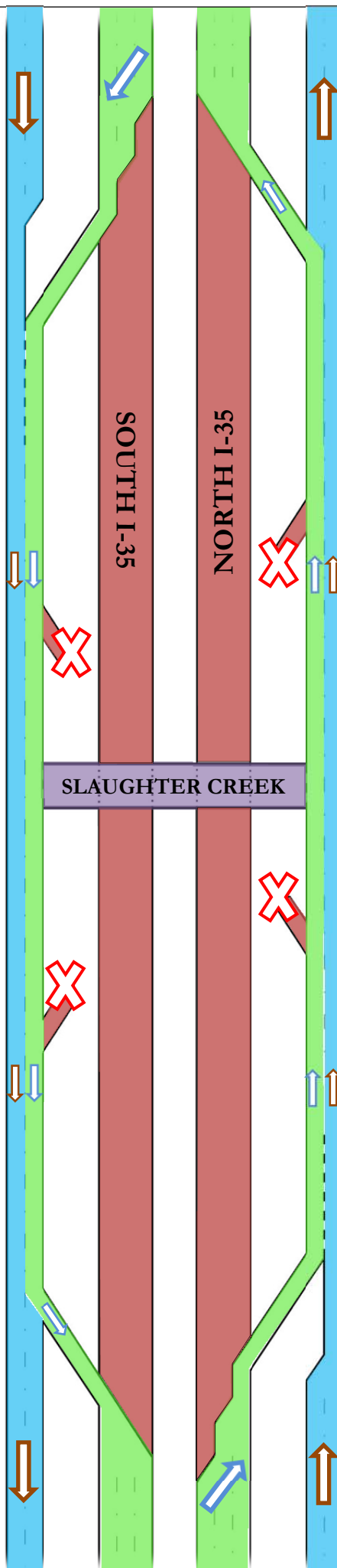
ENTRANCE FROM
ONION CREEK
PKWY CLOSED

ALL NORTHBOUND
TRAFFIC MUST TAKE
EXIT (226) SLAUGHTER
CREEK OVERPASS



KEY:

- FRONTAGE ROAD TRAFFIC
- TEMPORARY TRAFFIC ROUTE
- TEMPORARILY CLOSED
- DEMOLITION SITE





I-35 Mainlane Closure Slaughter Creek Overpass Bridge Demolition

Friday, June 24 &
Saturday, June 25
11 p.m. to 10 a.m.




SECTION
SHOWN IN
GREATER
DETAIL ON
PAGE 1

ALL LOCAL TRAFFIC
WISHING TO TRAVEL
NORTHBOUND MUST
USE ONION CREEK
PARKWAY U-TURN

ALL LOCAL TRAFFIC
WISHING TO TRAVEL
SOUTHBOUND MUST
USE SLAUGHTER LANE
U-TURN



KEY:

-  TEMPORARY TRAFFIC ROUTE
-  AREA ON PAGE 1
-  DEMOLITION SITE



LOCAL TRAFFIC

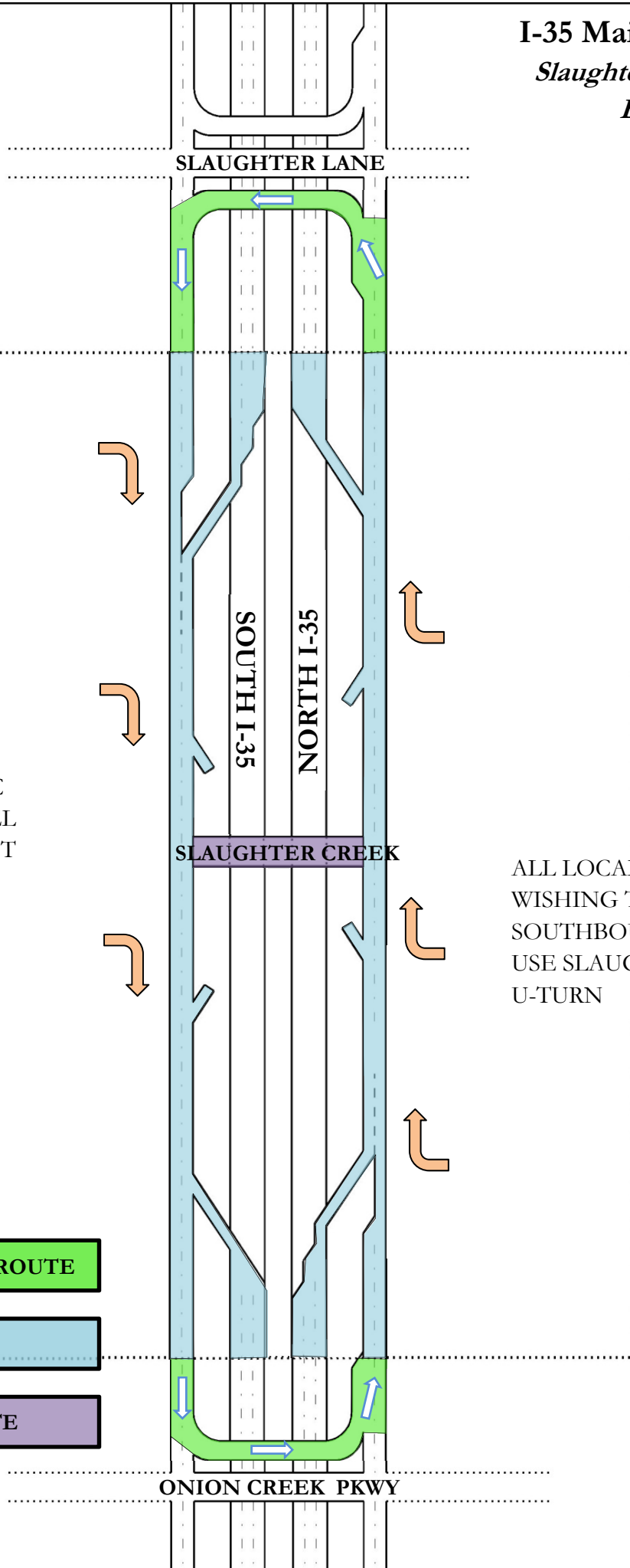


Diagram not to scale